

# Invest in Positive Change



Calvert Research and Management  
A Global Leader in Responsible Investing

# Competitive Results. Positive Impact.

Responsible Investing has come a long way since the early days of simply excluding investments that were deemed unacceptable. Today's Responsible Investing is about empowering investors to pursue competitive performance and positive change. Calvert stands apart with a distinct approach that has made us a global leader since 1982.

## Calvert's Approach to Responsible Investing Is Built on Three Main Principles:

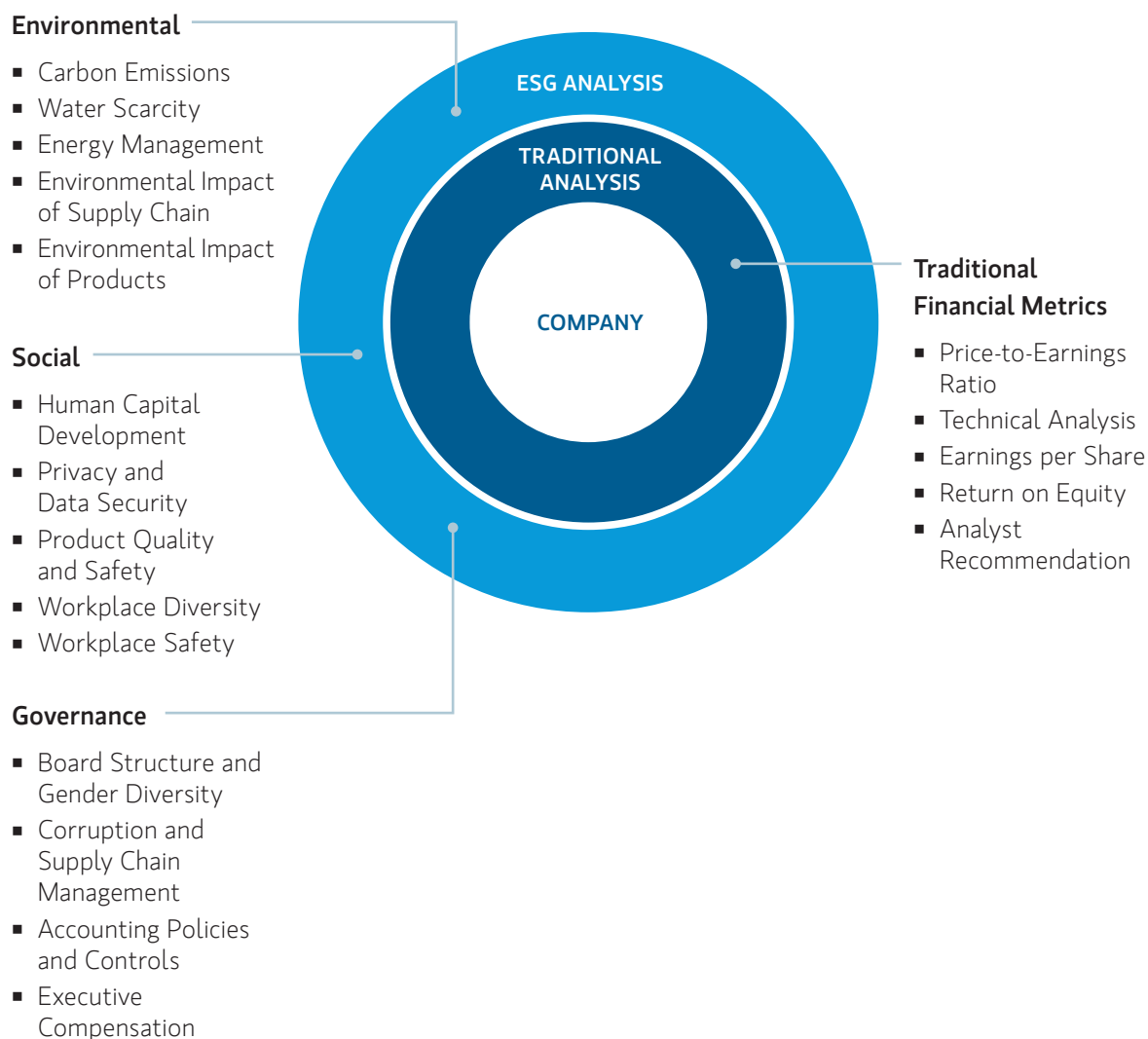
- Environmental sustainability and resource efficiency
- Equitable societies and respect for human rights
- Accountable governance and transparency



# A More Complete Picture

At Calvert, we recognize that environmental, social and governance (ESG) factors can impact performance in many ways. By combining traditional and ESG analysis, Calvert is able to develop a more complete picture of the long-term risks and opportunities of the companies in which we invest.

## Traditional Analysis + ESG Analysis = Comprehensive Research Process



# Robust Research Drives Better Decisions

Calvert’s research is distinguished by its breadth and depth, specialized expertise and focus on financial materiality—an approach that seeks to identify the ESG factors most likely to impact a company’s performance.

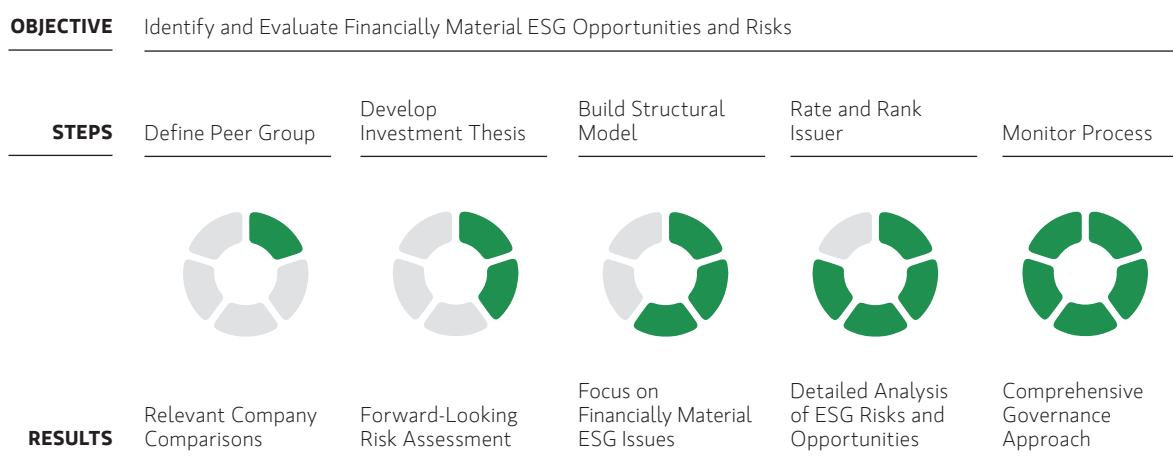
## ESG Research Capabilities



Source: Calvert Research and Management, March 31, 2023.

# Differentiated Research Process

For each company under consideration, Calvert’s research team seeks to uncover the financially material ESG risks to which it is exposed, how well it is managing those risk exposures and opportunities to improve its ESG performance.



This represents how the portfolio management team generally implements its investment process under normal market conditions.

“The analysis continues to show that issuers that adequately manage their ESG risks and opportunities can deliver competitive financial results while striving to benefit society and the planet.”

–Jade Huang, Managing Director of Applied Responsible Investment Solutions, Calvert Research and Management

# Active Engagement Drives Performance

At Calvert, we believe we can make a valuable contribution to corporate governance, improve long-term outcomes and build a better world through active engagement.

We employ a variety of tools to influence corporate ESG performance while also collaborating with a wide range of organizations to drive positive change.

## Components of Calvert's Active Engagement

### Sample Issues



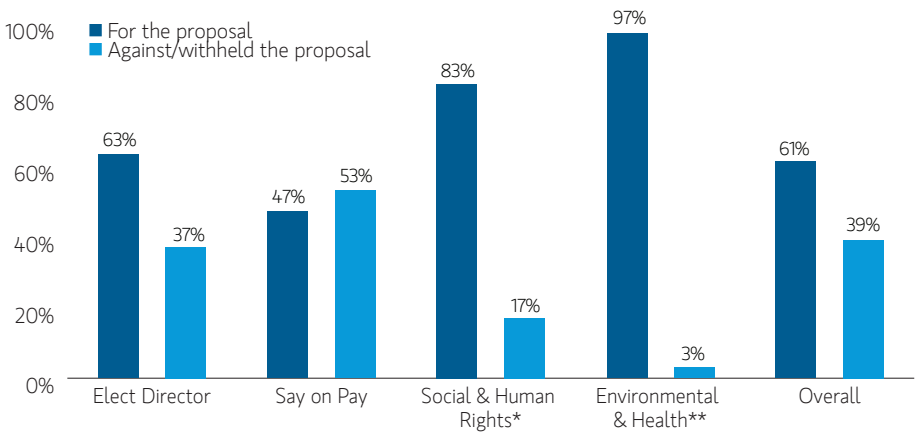
### How We Engage



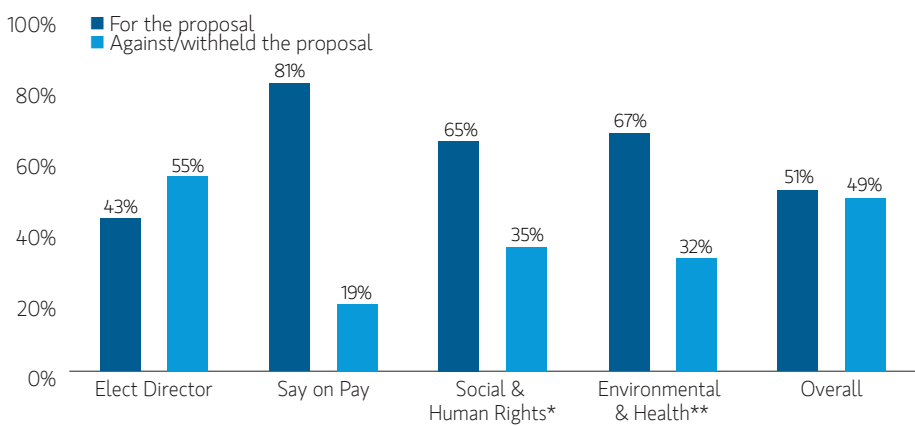
## As Active Shareholders, We Take Proxy Voting Seriously

While most investment managers vote in lockstep with management, Calvert’s voting record is based on comprehensive guidelines that encourage corporate responsibility. Ultimately, we believe that helping companies improve their ESG commitments will make them better long-term investments.

### U.S. Proxy Voting Record for Sample Issues (12 months ended 6/30/22)



### Non-U.S. Proxy Voting Record for Sample Issues (12 months ended 6/30/22)



\*Social & Human Rights votes that Calvert did not support were attributable to micromanagement of the company or issues that do not meet the Calvert Principles for Responsible Investment (Calvert Principles)—e.g., a vote to repeal nondiscrimination policies.

\*\*Votes that Calvert did not support in Environmental & Health were attributable to micromanagement of the company or issues that Calvert does not support, such as nuclear power plant closures.

## Ensuring Our Message is Heard

Calvert’s proxy voting promotes long-term value, accountability and sustainability. During the 12 months ended 6/30/22 Calvert voted:

for  
**all 11**  
proposals related to human capital management.

for  
**84 out of 99**  
shareholder proposals related to increased climate action, disclosure and target-setting.

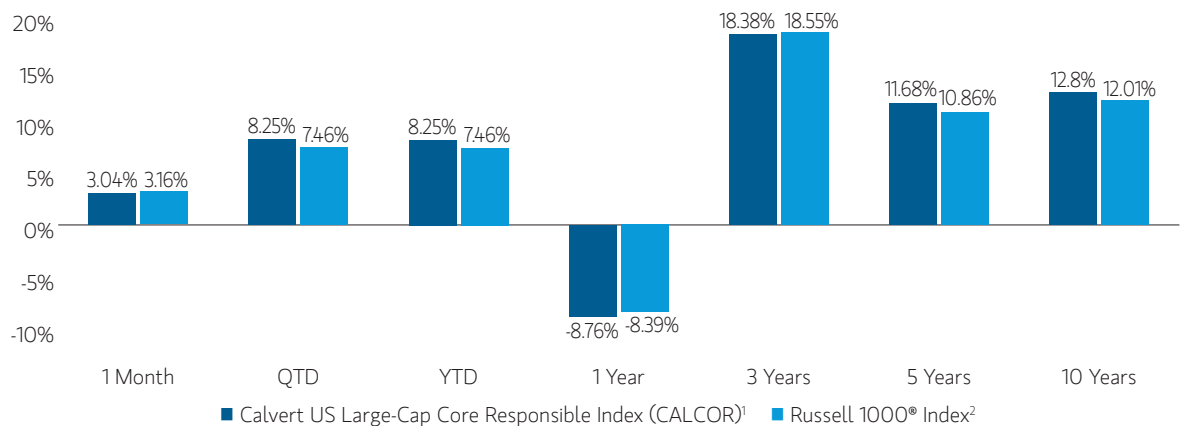
for  
**31 out of 34**  
shareholder proposals related to mitigating human rights-related risks.

for  
**all 24**  
proposals for companies to commission racial equity audits on policies, practices and efforts to combat systemic racism.

# The Trade-Off Myth

Investors don't have to sacrifice financial performance to make a positive impact. For example, Calvert US Large-Cap Core Responsible Index (CALCOR) has performed on par with its benchmark for the three-, five- and 10-year periods ended March 31, 2023.

## Annualized Returns



## MEASURING IMPACT

Measuring impact is key to understanding the social and environmental returns of an investment. At Calvert, we recognize that the more we can measure our impact, the more we can maximize it.

## CARBON-NEUTRAL

Calvert fully supports the goal of net-zero greenhouse gas (GHG) emissions by 2050 or sooner and investing aligned with this goal. This is in line with global efforts to limit warming to 1.5 degrees Celsius.

## Sample ESG Impact and Engagement Metrics



<sup>1</sup>CALCOR is a portfolio of large-capitalization U.S. stocks that meet Calvert's criteria for index inclusion based on the Calvert Principles for Responsible Investment. Prior to June 19, 2015, CALCOR was called the Calvert Social Index and employed a different construction methodology. Visit [calvert.com](http://calvert.com) for more information. Past performance is no guarantee of future results. It is not possible to invest directly in an index.  
<sup>2</sup>Russell 1000® Index is an unmanaged index of 1,000 U.S. large-cap stocks. Unless otherwise stated, index returns do not reflect the effect of any applicable sales charges, commissions, expenses, taxes or leverage, as applicable.

# Breadth of Solutions

Calvert offers one of the industry's broadest selections of Responsible Investing strategies.

## Funds (I Shares)

### Equity

#### ACTIVE

Calvert Emerging Markets Advancement Fund	CEFIX
Calvert Emerging Markets Equity Fund	CVMIX
Calvert Equity Fund	CEYIX
Calvert Focused Value Fund	CRFIX
Calvert Global Real Estate Fund	CGEIX
Calvert International Equity Fund	CWVIX
Calvert International Opportunities Fund	COIIX
Calvert Mid-Cap Fund	CCPIX
Calvert Small-Cap Fund	CSVIX

#### PASSIVE

Calvert International Responsible Index Fund	CDHIX
Calvert US Large-Cap Core Responsible Index Fund	CISIX
Calvert US Large-Cap Growth Responsible Index Fund	CGJIX
Calvert US Large-Cap Value Responsible Index Fund	CFJIX
Calvert US Mid-Cap Core Responsible Index Fund	CMJIX

#### THEMATIC

Calvert Global Energy Solutions Fund	CAEIX
Calvert Global Water Fund	CFWIX

### Fixed Income

#### ACTIVE

Calvert Bond Fund	CBDIX
Calvert Core Bond Fund	CLDIX
Calvert Flexible Bond Fund	CUBIX
Calvert Floating-Rate Advantage Fund	CFOIX
Calvert Green Bond Fund	CGBIX
Calvert High Yield Bond Fund	CYBIX
Calvert Income Fund	CINCX
Calvert Mortgage Access Fund	CMMIX
Calvert Responsible Municipal Income Fund	CTTIX
Calvert Short Duration Income Fund	CDSIX
Calvert Ultra-Short Duration Income Fund	CULIX

#### ASSET ALLOCATION

Calvert Balanced Fund	CBAIX
Calvert Conservative Allocation Fund	CFAIX
Calvert Growth Allocation Fund	CAGIX
Calvert Moderate Allocation Fund	CLAIX

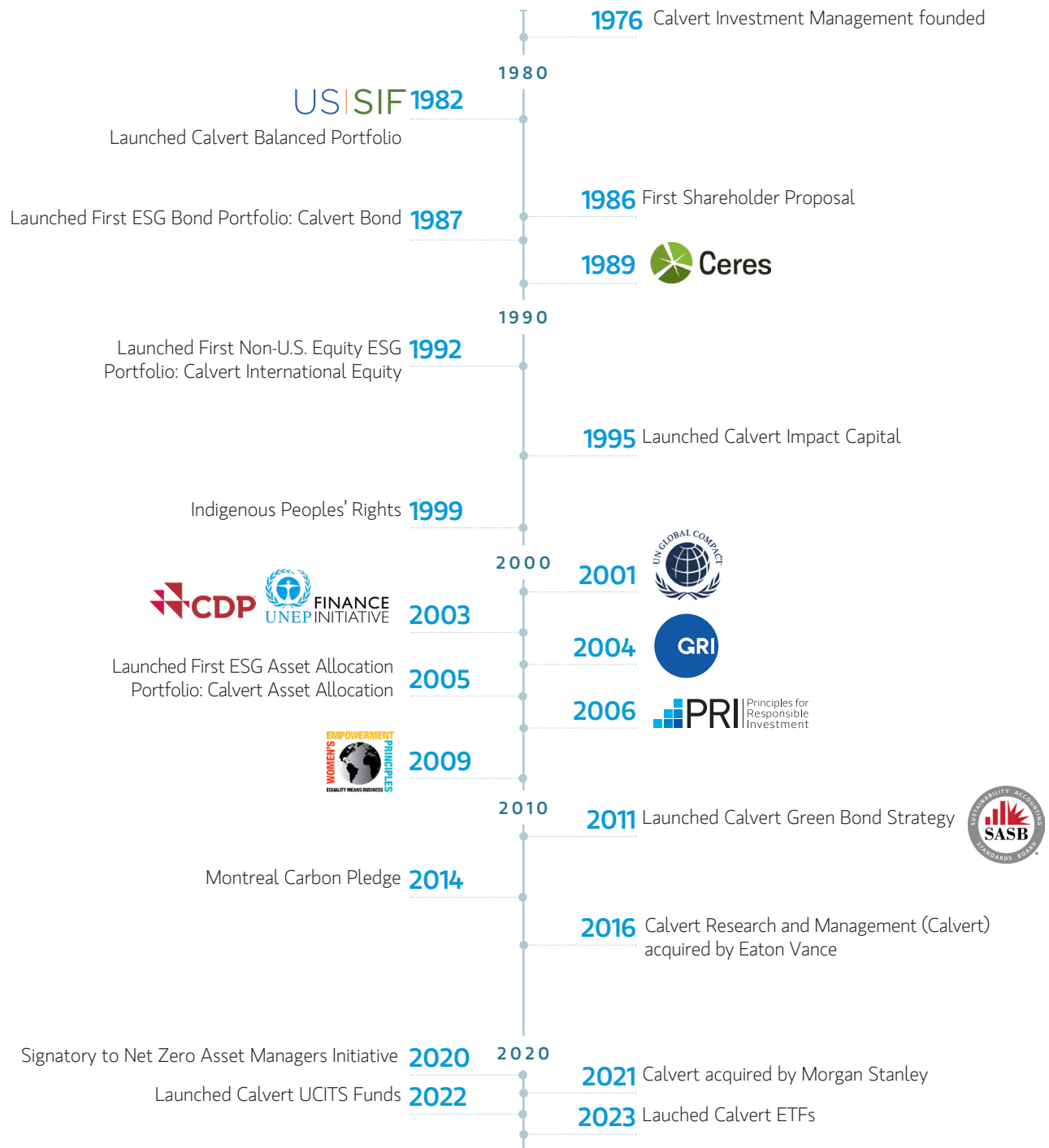
## ETFs

Calvert International Responsible Index ETF	CVIE
Calvert US Mid-Cap Core Responsible Index ETF	CVMC
Calvert US Large-Cap Core Responsible Index ETF	CVLC
Calvert US Large-Cap Diversity, Equity and Inclusion Index ETF	CDEI
Calvert US Select Equity ETF	CVSE
Calvert Ultra-Short Investment Grade ETF	CVSB

Some of these strategies are available as separately managed accounts (SMAs) for investors requiring a higher level of customization and tax efficiency. To learn more, visit [calvert.com/SMA](https://calvert.com/SMA) or contact your financial advisor.

# Partner With a Leader

Here are some milestones achieved by Calvert through more than four decades of leadership and innovation in Responsible Investing.



## Important Information

Source of Data: Calvert Research and Management.

Date of Data: March 31, 2023 unless otherwise noted.

### Risk Considerations

The application of responsible investment criteria may affect exposure to certain sectors or types of investments, and may impact relative investment performance depending on whether such sectors or investments are in or out of favor in the market. In evaluating an investment, the investment adviser is dependent upon information and data that may be incomplete, inaccurate or unavailable, which could adversely affect the analysis of the ESG factors relevant to a particular investment. Successful application of the portfolio's responsible investment strategy will depend on the investment adviser's skill in properly identifying and analyzing material ESG issues.

There is no guarantee that any investment strategy will work under all market conditions, and each investor should evaluate their ability to invest for the long term, especially during periods of downturn in the market.

The views and opinions and/or analysis expressed are those of the author or the investment team as of the date of preparation of this material and are subject to change at any time without notice due to market or economic conditions and may not necessarily come to pass. Furthermore, the views will not be updated or otherwise revised to reflect information that subsequently becomes available or circumstances existing, or changes occurring, after the date of publication. The views expressed do not reflect the opinions of all investment personnel at Morgan Stanley Investment Management (MSIM) and its subsidiaries and affiliates (collectively "the Firm"), and may not be reflected in all the strategies and products that the Firm offers.

This material has been prepared on the basis of publicly available information, internally developed data and other third-party sources believed to be reliable. However, no assurances are provided regarding the reliability of such information and the Firm has not sought to independently verify information taken from public and third-party sources.

This material is a general communication, which is not impartial and all information provided has been prepared solely for informational and educational purposes and does not constitute an offer or a recommendation to buy or sell any particular security or to adopt any specific investment strategy. The information herein has not been based on a consideration of any individual investor circumstances and is not investment advice, nor should it be construed in any way as tax, accounting, legal or regulatory advice. To that end, investors should seek independent legal and financial advice, including advice as to tax consequences, before making any investment decision.

Charts and graphs provided herein are for illustrative purposes only.

**Past performance is no guarantee of future results.**

The indexes are unmanaged and do not include any expenses, fees or

sales charges. It is not possible to invest directly in an index. Any index referred to herein is the intellectual property (including registered trademarks) of the applicable licensor. Any product based on an index is in no way sponsored, endorsed, sold or promoted by the applicable licensor and it shall not have any liability with respect thereto.

**Before investing in any Calvert or Morgan Stanley Investment Management Inc.-advised fund, prospective investors should consider carefully the investment objective(s), risks, and charges and expenses. The current prospectus contains this and other information. To obtain an open-end mutual fund prospectus or summary prospectus, download one at <https://www.calvert.com/our-funds.php> or contact your financial advisor. To obtain an exchange-traded fund ("ETF") prospectus or summary prospectus, download a copy on [calvert.com/ETFs](https://calvert.com/ETFs) or contact your financial advisor. Read the prospectus carefully before you invest or send money.**

The whole or any part of this material may not be directly or indirectly reproduced, copied, modified, used to create a derivative work, performed, displayed, published, posted, licensed, framed, distributed or transmitted or any of its contents disclosed to third parties without the Firm's express written consent. This material may not be linked to unless such hyperlink is for personal and non-commercial use. All information contained herein is proprietary and is protected under copyright and other applicable law.

**NOT FDIC INSURED | OFFER NO BANK GUARANTEE | MAY LOSE VALUE | NOT INSURED BY ANY FEDERAL GOVERNMENT AGENCY | NOT A DEPOSIT**

**A separately managed account may not be appropriate for all investors. Separate accounts managed according to the Strategy include a number of securities and will not necessarily track the performance of any index. Please consider the investment objectives, risks and fees of the Strategy carefully before investing. A minimum asset level is required.**

**For important information about the investment managers, please refer to Form ADV Part 2.**

Calvert is part of Morgan Stanley Investment Management. Morgan Stanley Investment Management is the asset management division of Morgan Stanley.

Morgan Stanley Investment Management Inc. is the adviser to the Calvert ETFs. Calvert ETFs are distributed by Foreside Fund Services, LLC.

Eaton Vance Distributors, Inc. ("EVD"), serves as the distributor for Eaton Vance and Calvert Funds.

## Learn More About Responsible Investing With Calvert

Talk to your financial advisor or visit [calvert.com](https://calvert.com) to learn how Calvert may fit into your long-term financial plans.

